



# ALO 2025

Your Key to Connections

**Hilton Orlando**  
ORLANDO, FLORIDA

**Classes**  
AUGUST 3-7, 2025

**Security Expo**  
AUGUST 8-9, 2025






# ALOA 2025

Your Key to Connections

Follow #ALOA2025  
on social media and be  
sure to tag your photos  
from the convention!





**You have a choice when it comes to education.  
And when you choose the ALOA Convention &  
Security Expo, you're choosing the best place  
to make connections for your career.**

**ALOA 2025 not only has the industry's  
best instructors, but the attendees  
from all over the world can also  
help connect you to future jobs,  
share technical information  
and build friendships with  
you that will last  
a lifetime.**

**Make Connections  
That Matter at  
ALOA 2025**

**Contact [conventions@aloea.org](mailto:conventions@aloea.org) or  
(214) 819-9733 for questions.**





# At a Glance

## Classes

Sunday, August 3 – Thursday, August 7

## ALOA Security Expo

Friday, August 8

10:00 a.m. to 4:00 p.m.

Saturday, August 9

10:00 a.m. to 4:00 p.m.

Plan to attend two full days at the Security Expo to see the latest in security technology, meet with suppliers one-on-one and take advantage of show specials. Stay all day for a chance to win hourly prize drawings, including a full registration package to ALOA 2026 in Las Vegas!

All members of ALOA and divisions may register to attend exhibits for free until July 11, after which the on-site rate applies.



**ALOA2025**  
Your Key to Connections

## Hilton Orlando

6001 Destination Parkway  
Orlando, FL 32819  
(888) 488-3509







# Schedule Summary

## Saturday, August 2

2:00 p.m. – 5:00 p.m. ....Pre-registration

## Sunday, August 3

7:00 a.m. – 5:00 p.m. ....Registration

7:15 a.m. ....First-Time Attendee Orientation

8:00 a.m. – 5:00 p.m. ....**Classes**      Lunch (noon)


## Monday, August 4

7:30 a.m. – 5:00 p.m. ....Registration

8:00 a.m. – 5:00 p.m. ....**Classes**      Lunch (noon)

## Tuesday, August 5

7:30 a.m. – 5:00 p.m. ....Registration

8:00 a.m. – 5:00 p.m. ....**Classes**      Lunch Brought to You by  **Bullseye**  
SD LOCKS LLC

There will be  
some exciting and  
**FREE Evening Seminars**  
throughout the week  
as an ALOA benefit

## Wednesday, August 6

7:30 a.m. – 5:00 p.m. ....Registration

8:00 a.m. – 5:00 p.m. ....**Classes**      Lunch (noon)

6:00 p.m. – 10:00 p.m. ....PRP/STPRP Test Sitting

(No late entry. Doors lock at 6:00 p.m. ID required for entry.)

6:30 p.m. ....**Women in Locksmithing Reception**      Sponsored by  sargent & greenleaf.

## Thursday, August 7

7:30 a.m. – 5:00 p.m. ....Registration

8:00 a.m. – 5:00 p.m. ....**Classes**      Lunch (noon)

5:30 p.m. ....State of the States Meeting

5:30 p.m. ....IAIL Meeting

6:00 p.m. ....AIL Meeting

6:30 p.m. ....IAAL Meeting

7:00 p.m. ....**Kick-Off Party Benefiting**



St. Jude Children's  
Research Hospital

Sponsored by  **KEY**  
INNOVATIONS

## Friday, August 8

7:30 a.m. – 4:00 p.m. ....Registration

8:30 a.m. ....ALOA Membership Meeting

10:00 a.m. – 4:00 p.m. ....SECURITY EXPO

6:00 p.m. ....**Ambassador and International Reception** (By Invitation Only)      Sponsored by

**medeco**  
ASSA ABLOY

## Saturday, August 9

7:00 a.m. ....**Keys Square Club Breakfast** (By Invitation Only)



7:30 a.m. ....CML Breakfast

8:30 a.m. – 2:00 p.m. ....Registration

10:00 a.m. – 4:00 p.m. ....SECURITY EXPO





# Hotel Information

## Hotel & Parking Hilton Orlando

6001 Destination Parkway, Orlando, FL 32819

Phone: (888) 488-3509

**Rate: \$149 + tax and optional resort fee**

**Optional: \$35 Discount Resort Fee per room per night**

**Resort Fee Amenities:** Includes complimentary in-room Wi-Fi, fitness center access, 15% discount at hotel restaurants and lounge (excluding Tropic's Pool Bar & Grill), 10% discount on Eforea Spa services and merchandise, 25% discount on poolside cabana rentals, unlimited local, toll free and domestic calls and two complimentary I-Ride Trolley tickets daily

**Check-in time:** 3 p.m.; **Check-out time:** 11 a.m.

### **EARLY Reservation Cutoff Date: Friday, July 11, 2025**

Book online at [ALOA.org](http://ALOA.org) via the hotel link on the Convention page, or call **(888) 488-3509** and reference group name "ALOA."

**THE CUT-OFF DATE FOR EARLY RESERVATIONS IS FRIDAY, JULY 11, 2025.** Rooms booked after this date will be based on availability and may be a higher rate.  
**BOOK EARLY! HOTEL WILL SELL OUT!**

Parking is \$38 per night in a secured, covered garage adjacent to the hotel. There is valet parking for \$50 per night.

ALOA 2025 is a private event for the benefit of ALOA and its members. Admission to the Exhibit Hall and educational programs shall be limited to registrants and guests invited by ALOA. ALOA reserves the right to deny admission to any person. ALOA 2025 attendees may be photographed while attending classes, the Security Expo and related events. Attendees **MUST** have exhibitors' permission to take pictures of their booth or products at the Expo.



## Policies

If you receive calls or emails from housing companies asking you to book through them, please ignore.

### **Need Help Before Arrival?**

If you have any questions, concerns or special needs, please call (214) 819-9733, Monday-Friday, 9:00 a.m. to 5:00 p.m. (CST).

### **Dress Code**

Attendees are encouraged to dress professionally for all events to maintain a positive impression of the security industry.

### **Privacy Policy**

By registering, you agree to allow ALOA to maintain your information in our database and receive information about our events and solicitations from exhibitors. All information will be maintained in accordance with ALOA's published privacy policies found at [www.ALOA.org](http://www.ALOA.org). Requests for removal or correction of data should be submitted in accordance with the published privacy policies.





# Registration Policies

## Registration Options and ALOA Member Discounts

There are several options available to register for ALOA 2025.

**ONLINE:** Go to [www.ALOA.org](http://www.ALOA.org) and click on the ALOA Convention tab to register. Choose the ALOA 2025 Convention and then enter your email on the first screen, and that will bring your information up for you to confirm. Your membership must be current to receive the discounted pricing. If your record does not display with your email, please call the ALOA office to confirm your membership information and number.

**EMAIL/MAIL/FAX:** All forms must be filled out completely and legibly. Please print or type all information. If the forms are not legible, there may be a delay in processing your registration. Be sure to list:

- ALOA membership number, if you are a member
- Complete address on all forms
- Phone number, including area code
- Email address

If registering for classes, please be sure you have filled out all appropriate sections completely, including your alternate choices. **Be sure to answer the food allergy and event attendance questions.**

## Cancellation of Classes

ALOA reserves the right to cancel any class that does not meet a minimum number of registrants.

## New Membership

All applicants for ALOA membership may use the ALOA member discounted registration fee if their application is received by July 11, 2025, with full payment. New member applications will be accepted on-site at the convention, but membership rights or privileges will not be awarded until after applications are approved.

## Payment

All payments to ALOA must be in U.S. funds and made by check, money order or charged to your MasterCard, VISA, American Express or Discover Card. Any charge received with an invalid card number or an amount over the credit limit will result in a delay in processing the registration. **There will be a 3% surcharge on all credit card payments.**

Upon receiving a check returned to ALOA for insufficient funds, registration will automatically be cancelled and will not be reinstated until a money order or cashier's check is received as replacement. This may result in the loss of original registration choices. There will be a \$40 service charge on all returned checks.

## ALL PRE-REGISTRATIONS MUST BE PRE-PAID IN FULL.

## Government/Institutional Payment

Government/institutional purchase orders are acceptable. However, these types of registrations cannot be submitted online; only by remitting to us by email, mail or fax. The applicant must provide a \$50 deposit at the time of registration by July 11, 2025.

If paying via a government/institutional purchase order, \$50 will not be refundable if the individual cancels his/her registration after July 11, 2025.

## Admittance to the Security EXPO

Education packages include admission to both days of the ALOA 2025 Security Expo. Free for children under 5 years old. The fee for children ages 6-15 to the Security Expo is \$10, or \$15 after July 11. An adult must accompany anyone under the age of 16.

## Exhibits Only

ALOA, SAVTA, AIL, IAAL and IAIL members can register to attend the Exhibits for free until July 11. After that date, the rate will be \$25.





Sunday, August 3	Monday, August 4	Tuesday, August 5
8:00 a.m. to 5:00 p.m.	8:00 a.m. to 5:00 p.m.	8:00 a.m. to 5:00 p.m.
<b>101</b> Fundamentals of Locksmithing (Day 1 of 4)	<b>201</b> Fundamentals of Locksmithing (Day 2 of 4)	<b>301</b> Fundamentals of Locksmithing (Day 3 of 4)
<b>102</b> Advanced Breaking and Entry	<b>202</b> Door Closers and Related Hardware	<b>302</b> All About Exit Devices
	<b>203</b> Unlock New Income and Expertise: Hands-On Auto Electronics and Control Units for All Levels! (Day 1 of 2)	<b>303</b> Unlock New Income and Expertise: Hands-On Auto Electronics and Control Units for All Levels! (Day 2 of 2)
<b>104</b> Intermediate to Advanced BMW, MB, VAG and JLR Locksmith Servicing (Day 1 of 2)	<b>204</b> Intermediate to Advanced BMW, MB, VAG and JLR Locksmith Servicing (Day 2 of 2)	<b>304</b> Picking and Decoding With Lishi
<b>105</b> Cam and Cabinet Lock Servicing	<b>205</b> Small Format Interchangeable Core	<b>305</b> Basic Master Keying
<b>106</b> Domestic Auto	<b>206</b> Foreign Auto	<b>306</b> Honda Auto Repair
<b>110</b> Access Control 101	<b>207</b> Mechanical Combination Safe Locks Introduction	<b>307</b> Basic Electronics and Access Control
<b>111</b> Basic-Level Programming: Hardware, Language, Programming and Service	<b>208</b> Introduction to Safe Drilling (Day 1 of 2)	<b>308</b> Introduction to Safe Drilling (Day 2 of 2)
<b>113</b> Investigative Locksmithing (Day 1 of 2)	<b>209</b> Medeco Factory Certification Class: Intelligent Key (IK) Cylinders	<b>309</b> Medeco Factory Certification Class: M3/X4
	<b>210</b> Dialing for Dollars With Safe Diagnostics	<b>310</b> Basic Forensic Tool Marks for Investigative Locksmiths
	<b>211</b> Comprehensive Overview: Hardware, Language, Programming, Service and Defeat	<b>311</b> S&G E-Locks: Hardware, Language, Programming and Service
	<b>212</b> CAI Certified ACE Instructor Training 3-Day (Day 1 of 3) <b>A LA CARTE</b>	<b>312</b> CAI Certified ACE Instructor Training 3-Day (Day 2 of 3) <b>A LA CARTE</b>
	<b>213</b> Investigative Locksmithing (Day 2 of 2)	<b>313</b> Forensic and Locksmith Photography

## Class Tracks

If you're interested in a certain type of education, use these tracks to select your classes. Pick only one full-day class per day.

### General Track

**101-401** Fundamentals of Locksmithing (4-Day)  
**102** Advanced Breaking and Entry  
**105** Cam and Cabinet Lock Servicing  
**110** Access Control 101  
**202** Door Closers & Related Hardware  
**205** Small Format Interchangeable Core  
**209** Medeco Factory Certification Class: Intelligent Key (IK) Cylinders  
**212/312/412** CAI Certified ACE Instructor Training 3-Day  
**302** All About Exit Devices  
**305** Basic Master Keying  
**307** Basic Electronics and Access Control  
**309** Medeco Factory Certification Class: M3/X4  
**402** Servicing Aluminum Storefront Doors and Hardware  
**405/505** Advanced Master Keying (2-day)  
**406** Active Intruder Security and Codes  
**408** Basic Low-Voltage For Installers  
**413** Quick-n-Easy Basic and Advanced Bypass Techniques  
**414** Building Your Successful Business Via Social Media

### General Track (continued)

**501** Effectively Running Your Locksmith Business - International Insights  
**502** Servicing Hollow Metal Doors and Frames  
**506** AFDI ALOA Fire Door Inspector Training With Exam  
**507A** Master Keying By the Letters (HALF-DAY AM)  
**508** Site Survey and Access Hardware Selection  
**509** High Security Cylinder Analysis  
**512** Success With Retail Customers  
**513** Shop Management: Retail and Institutional

### Forensics Track

**113/213** Investigative Locksmithing (2-day)  
**310** Basic Forensic Tool Marks for Investigative Locksmiths  
**313** Forensic and Locksmith Photography  
**409** Forensic Tool Marks and Photo Lab Workshop  
**410** Advanced Forensic Tool Marks for Investigative Locksmiths  
**510** How to Prepare to be a Forensic Investigator





Wednesday, August 6	Thursday, August 7
8:00 a.m. to 5:00 p.m.	8:00 a.m. to 5:00 p.m.
<b>401</b> Fundamentals of Locksmithing (Day 4 of 4)	<b>501</b> Effectively Running Your Locksmith Business - International Insights
<b>402</b> Servicing Aluminum Storefront Doors and Hardware	<b>502</b> Servicing Hollow Metal Doors and Frames
<b>403</b> EEPROM Essentials	<b>503</b> Soldering Fundamentals for Automotive
<b>404</b> Modern Auto Key Generation	<b>504</b> History of High Security/STRATTEC Update/Pinning of Internal 2-Track Locks
<b>405</b> Advanced Master Keying (Day 1 of 2)	<b>505</b> Advanced Master Keying (Day 2 of 2)
<b>406</b> Active Intruder Security and Codes	<b>506</b> AFDI ALOA Fire Door Inspector Training With Exam <b>A LA CARTE</b>
<b>407</b> Electronic Safe Lock Opening and Servicing	<b>507A</b> Master Keying By the Letters (AM) <b>HALF DAY</b>
<b>408</b> Basic Low-Voltage For Installers	<b>507P</b> Scoping the Hole and Transfer Too (PM) <b>HALF DAY</b>
<b>409</b> Forensic Tool Marks and Photo Lab Workshop	<b>508</b> Site Survey and Access Hardware Selection
<b>410</b> Advanced Forensic Tool Marks for Investigative Locksmiths	<b>509</b> High Security Cylinder Analysis
<b>411</b> SecuRam E-Locks: Hardware, Language, Programming and Service	<b>510</b> How to Prepare to Be a Forensic Investigator
<b>412</b> CAI Certified ACE Instructor Training 3-Day (Day 3 of 3) <b>A LA CARTE</b>	<b>511</b> LA GARD E-Locks: Hardware, Language, Programming and Service
<b>413</b> Quick-n-Easy Basic and Advanced Bypass Techniques	<b>512</b> Success With Retail Customers
<b>414</b> Building Your Successful Business Via Social Media	<b>513</b> Shop Management: Retail and Institutional
<b>415E</b> Ethics <b>A LA CARTE SEMINAR: 5:00 p.m. - 6:00 p.m.</b>	<b>515E</b> Ethics <b>A LA CARTE SEMINAR: 5:00 p.m. - 6:00 p.m.</b>
<b>PRP Exam 6:00 p.m. - 10:00 p.m.</b>	

## Automotive Track

<b>104/204</b>	Intermediate to Advanced BMW, MB, VAG and JLR Locksmith Servicing (2-day)
<b>106</b>	Domestic Auto
<b>203/303</b>	Unlock New Income and Expertise: Hands-On Auto Electronics and Control Units For All Levels! (2-day)
<b>206</b>	Foreign Auto
<b>304</b>	Picking and Decoding With Lishi
<b>306</b>	Honda Auto Repair
<b>403</b>	EEPROM Essentials
<b>404</b>	Modern Auto Key Generation
<b>503</b>	Soldering Fundamentals for Automotive
<b>504</b>	History of High Security/STRATTEC Update/Pinning of Internal 2-Track Locks

## Registration Hours

**Saturday, August 2**

2:00 p.m. - 5:00 p.m.

**Sunday, August 3**

7:00 a.m. - 5:00 p.m.

**Monday, August 4 - Thursday, August 7**

7:30 a.m. - 5:00 p.m.

**Friday, August 8**

7:30 a.m. - 4:00 p.m.

**Saturday, August 9**

8:30 a.m. - 2:00 p.m.

## Personal Safety and Security

ALOA works diligently to provide a safe and secure environment at its meetings and events by working with venue staff to make sure meeting participants are safe. We ask that all attendees report any questionable or concerning activity to ALOA staff so that they can take immediate action.

- Be aware of your surroundings at all times.
- Don't wear your meeting badge on the street.
- Don't carry a lot of cash or credit cards.
- Don't leave personal property unattended.

If in an emergency or if you need immediate assistance, you should ask any ALOA staff member or the on-site security personnel to help you.

## Safe & Vault Track

<b>111</b>	Basic-Level Programming: Hardware, Language, Programming and Service
<b>207</b>	Mechanical Combination Safe Locks Introduction
<b>208/308</b>	Introduction to Safe Drilling (2-day)
<b>210</b>	Dialing for Dollars With Safe Diagnostics
<b>211</b>	Comprehensive Overview: Hardware, Language, Programming, Service and Defeat
<b>311</b>	S&G E-Locks: Hardware, Language, Programming and Service
<b>407</b>	Electronic Safe Lock Opening and Servicing
<b>411</b>	SecuRam E-Locks: Hardware, Language, Programming and Service
<b>507P</b>	Scoping the Hole and Transfer Too (HALF-DAY PM)
<b>511</b>	LA GARD E-Locks: Hardware, Language, Programming and Service





## Sunday, August 3

7:15 a.m. First-Time Attendee Orientation

## Wednesday, August 6

6:30 p.m. Women in Locksmithing Reception 

6:00 p.m. - 10:00 p.m. PRP/STPRP Test Session  
See pages 54 and 55 for choices and pricing. Must be registered by July 11.

## Thursday, August 7

5:30 p.m. State of the States

5:30 p.m. IAIL Meeting

6:00 p.m. AIL Meeting


6:30 p.m. IAAL Meeting

7:00 p.m. KICK-OFF PARTY BENEFITING  

## Friday, August 8

8:30 a.m. ALOA Membership Meeting

10:00 a.m. to 4:00 p.m. SECURITY EXPO

6:00 p.m. Ambassador and International Reception   
*By invitation only*

## Saturday, August 9

7:00 a.m. Keys Square Club Breakfast  
*By invitation only*

7:30 a.m. CML Breakfast

10:00 a.m. to 4:00 p.m. SECURITY EXPO

# Thank You to the Sponsors of ALOA 2025!







**Note:** The deadline for all PRP/STPRP registrations is July 11, 2025.

### Certificates of Training

Certificates of Training with the CEUs (Continuing Education Units) listed are given to all registered students in classes that are offered at ALOA.

### Tools or Lab Fees

Be sure to read the class description for the tools and materials needed for each class. Some classes may have **(R) Required Lab Fees**, **(O) Optional Lab Fees** or **(P) PRP Optional Class Elective Tests** at the end of the class day before 5 p.m. **A LA CARTE classes have a separate section on the registration form.**

### Class Elective Exam Testing

The testing is experienced based on your cumulative knowledge of that subject at that time. *Instructors teach the class content, not the test.*

### Proficiency Registration Program (PRP)

The Proficiency Registration Program (PRP) testing session will be given from 6:00 to 10:00 p.m. on August 6. Pre-registration is required for the testing. The deadline for receipt of the PRP registration is July 11. Due to time constraints in developing the test packets, no exceptions will be made for late requests. The ALOA PRP/STPRP testing will be held for all levels of locksmith certifications.

The Safe Tech STPRP testing will be available at ALOA 2025. There are two levels to the STPRP. To achieve the first-level certification, CPS (Certified Professional Safe Tech), you must pass a written examination consisting of 17 mandatory categories on safe and vault technology.

To become a CMST (Certified Master Safe Technician), you must first pass the CPS (Certified Professional Safe Tech) as well as the CMST examination.

To take any of the PRP/STPRP examinations, your registration forms and payment must be received by ALOA by July 11, 2025.

### SECURITY EXPO EXHIBITORS

(as of April 21, 2025) **Sponsors:** ▲

#### ▲ Allegion

(Schlage-IngersollRand)

ALOA SPAI

ALOA Scholarship

Foundation

AI Secure

American Key Supply

American Security

Products (AMSEC)

ASSA Inc. (ASSA Technical Services)

#### ▲ ASSA Abloy

Associated Lock Forensics

#### ▲ Banner Solutions/

HL Flake

Best Key Supply

BlinC LLC

Blue Dot Safes

#### ▲ Bullseye

CK YaoKey Electronic

Products

CompX Security Products

Deister Electronics

DETEX Corporation

dormakaba

Dugmore and Duncan Inc.

Dynamark Manufacturing

General Lock

Hayman Safe

Hollon Safe

HPC/Hudson Lock

IDN Global

KABA ILCO

Key-Bak

Keyincode, LLC

#### ▲ Key Innovations

Keylex USA

KeyLine USA

Keysion Technology

Limited

Klassy Keys

#### ▲ KSP - Killeen Security Products

Lab Security

Lockmasters, Inc.

#### ▲ Locksmith Ledger

Lucky Line Products

Master Lock Company

Master Professional Picks

MBA USA

MHS Locksmith Supply

Miwa Lock

Mul-T-Lock USA Inc.

Nexkey

Pacific Lock Company

Promet Safe LTD

Pulsar Alarm Systems

QSecurity Industries

Royal Key Supply

#### ▲ Sargent & Greenleaf/Stanley

Secure-T Agency STA

Select Hinges

Shenzhen Changguang

Technology

Smart Box Technology

Southern Lock & Supply Co.

STRATTEC Security Corp.

Top Notch Distributors

Transponder Island

UHS Hardware

Unison Hardware

Wesco/Anixter

X-Horse

#### ▲ Your Car Key Guys





## Tracks

Before the class description in a round circle, you'll see a colored icon noting the "track." These icons, described below, are designed to help those new to the industry and anyone looking to determine what value a class has in relation to the type of work they do.

**G General Locksmithing.** Good classes for beginners, those new to the industry and those needing refresher information. Also contains classes that are specialized for specific areas of locksmithing.

**A Automotive Locksmithing.** Designed for those who specialize in automotive locksmithing or those who do auto work as a general part of their business.

**S Safe/Vault.** Geared toward the technician who works on safes and vaults and the special problems encountered with those items.

**IV Investigative/Forensic Locksmithing.** While all classes are good for the investigative locksmith, as they add to the knowledge needed to examine and testify, these classes are of particular interest and/or part of the required training to sit for the Certified Forensic Locksmith (CFL) certification.

## Content Level

Content level is listed next to the instructor name in the triangle shape and is an indicator of their recommendations to the content level of class.

**F Fundamentals** **I Intermediate** **A Advanced**

## Lab Fees

Lab fees are coded to match the item(s).

R = Required O = Optional

P = PRP Optional Class Elective Test

A = A LA CARTE

E = Evening

**There is a \$25 fee to change classes on-site. If you need assistance, call (214) 819-9733.**

## SUNDAY, AUGUST 3

8:00 A.M. TO 5:00 P.M.

### 101-401: Fundamentals of Locksmithing (Day 1 of 4) **F**

Jon Payne, CML, CAI, and John LaRue, RL

Class Limit: 25

**101R Lab Fee - REQUIRED: \$150 for Fundamentals Tools Kit that includes a pin kit, tweezers, follower, Kwikset tool, key gauge, impressioning file, shims and hook tool**

**101O Lab Fee - OPTIONAL: \$100 for Locksmithing 101 book**

**101P Lab Fee - OPTIONAL: \$40 for AFL exam (ALOA Fundamental Locksmith) or CLL (Certified Licensed Locksmith) tests at end of class**

**Optional Study Guide: A Guide Through the ALOA PRP By William Lynk, CML, CPS, ICML, CMIL, CAI, M.Ed that can be purchased in the ALOA Bookstore for \$99:**

**<https://www.aloamembers.org/item.php?id=WL-PRP>**

**G** This comprehensive four-day course in fundamental locksmithing techniques provides a basic, hands-on overview of locks and security-related hardware. Working with provided locksmithing equipment, the student will develop basic locksmithing skills, including identification of common key blanks, use and adjustment of key-cutting equipment — including duplicators and code cutting machines — and will disassemble service and originate keys for common lock cylinders using methods such as shimmying, picking and impressioning. Discussion topics will include life safety codes and the ADA, design and implementation of simple master key systems and service techniques for popular cylinders and locksets as well as lockset functions and finishes. Upon completion of the course, the student should have the knowledge required to function as an apprentice locksmith performing basic locksmith tasks. Students will also have the option of purchasing the study guide, Locksmithing 101. You will also have the option of taking the ALOA Fundamental Locksmith (AFL) exam at the end of class for a fee of \$40. Please mark the 101P Lab Fee if you wish to take the AFL or CLL exam. If students pass the exam, they will receive an AFL designation or CLL certificate in the mail. The required fee for the Fundamentals Kit is for practice in class and also for the students to retain afterward.

### 102: Advanced Breaking and Entry **I** **A**

Dave Thielen, CML, CHI, CAI, and Jaron A. Sutton, CPS, AFDI, CAI

Class Limit: 35

**G** This class addresses the "last resort" techniques and theory of cylinder bypass methods. Demonstrations of bypass techniques covering some of the most popular residential and commercial locksets will be performed.

Discussion and presentations will also include narrow stile locks, tubular key locks, safe deposit locks, electronic locks,





keyless locks, interchangeable core cylinders, padlocks, high security cylinders, office equipment and more. Students will be shown how to perform bypass techniques that can be used to open a wide variety of locks and locking devices and have some fun getting it done.

The instructors recommend two books to purchase (not required) to supplement this course. These are best purchased online in the ALOA Store before the class. First is *Door Hardware Basics* by Tom Foxwell, \$60 + tax and shipping <https://www.aloamembers.org/item.php?id=BGLDHB>

The second book is *Aluminum Stile Door Service and Repair* by Jake Jakubowski, ON SALE now for \$155 + tax and shipping. <https://www.aloamembers.org/item.php?id=ASDSR>

### **104/204: Intermediate to Advanced BMW, MB, VAG and JLR Locksmith Servicing (Day 1 of 2)**

Jason Jaudon, CMAL, CAI, and Raphael Marte, CRL, CAL, CPS, CAI

Class Limit: 20

**104R Lab Fee - REQUIRED: \$250 for EIS and BE Keys for students to keep (one per student). The rest is materials needed for hands-on training.**

**Prerequisite: Student should understand how immobilizer system functions and be familiar with terminology related to components and functions.**

**A** This class is geared toward the automotive locksmith with some experience making keys who is requesting expert instruction regarding the techniques, tools and equipment needed to work on Mercedes, BMW, VAG and JLR vehicles. The lecture portion of the class will include identifying the different system types, which programmers are used and when soldering is required. Along with the immobilizer and diagnostics class material, attendees will also get hands-on training repairing some of the troublesome ignition locks as well as picking and decoding them.

### **105: Cam and Cabinet Lock Servicing**

Ralph J. Forrest-Ball, CML, CAL, CAI, AMKS

Class Limit: 36

**E** This class covers the most common types of cabinet locks, including pin tumbler and wafer tumbler cam locks; mailbox locks; and tubular key locks. Students will learn which kinds of locks are easy to service and which kinds are difficult. Topics include ordering the right parts; wood vs. metal installation; maintenance and troubleshooting; picking and other by-pass methods; fitting keys by code; and impressioning. Students may wish to bring small hand tools, such as lock picks, small screwdrivers, needle nose pliers or tweezers, and magnifying specs.

### **106: Domestic Auto**

Jennifer Richards, CRL, CMAL, CAI, and Dan Florko, CAI  
Class Limit: 30

**106P Lab Fee - OPTIONAL: \$40 for L-03 Domestic Auto Elective**

**A** Whether you are new to automotive work, want to learn how to service or make keys for domestic automobiles that were around before the advent of transponders and Lishis or taking the Domestic Auto PRP elective for certifications, this class is for you. Through hands-on work and class lecture, you will learn cylinder servicing and removals, making keys, rekeying cylinders, common failures and types of security commonly used. The optional L-03 PRP exam will be administered at the end of class.

### **110: Access Control 101**

James Ashley, CPL, CMST, CMEL, CFL, CFMST, CAI  
Class Limit: 20

**110P Lab Fee - OPTIONAL: \$40 for L-40 Elective**

**E** Don't turn down the electronic lock work! Add it to your locksmith services that you offer! This course is newly updated with more of the info you'll need in the real world. We'll cover the various aspects, such as what type of cable to use and where, how to do a site survey, choosing the best locking device, reader technologies and when to use them. You'll come away with the confidence you need to dive in the exciting world of electronic access control!

### **111: Basic-Level Programming: Hardware, Language, Programming and Service**

Phil Sutherland

Class Limit: 20

**111P Lab Fee - OPTIONAL: \$40 for L-24 Elective**

**E** Class Goals: By the end of this class, you will better:

1. Understand hardware options – proper selection for the application
2. Understand lock language – key to successful servicing
3. Understand programmable features – they differentiate models
4. Understand servicing and receive top 10 troubleshooting tips

Hands-on lock brands and models:

- SecuRam: SafeLogic
- LA GARD: 700Basic
- S&G: Atlas, Spartan
- Tecnosicurezza: Pulse 2-Code
- NL: Universal, Basic



## 113/213: Investigative Locksmithing (Day 1 of 2) ◆

John D. Truempy, CRL, CMIL, IFDI, CFL, and Vernon Kelley, CPL, CFDI, ICML, IFDI

Class Limit: 20

**113R Lab Fee - REQUIRED: \$150 for the investigative locksmithing toolkit and Forensic Locksmith Manual that will be retained by student**

Take your first step to becoming an investigative locksmith, one of the most lucrative disciplines in the industry!

Students will receive instruction on the procedures, processes and concepts surrounding the forensic examination of various locking devices. Student will learn how to conduct a crime scene search and document the scene. Physical evidence preservation and handling is covered in-depth, along with chain-of-custody principles. Specialized tools of the trade will be reviewed extensively.

Through hands-on instruction, students will learn how to examine pins to identify tool marks made by various bypass tools. How to properly document your findings using photography and professional report writing will be covered.

Tips to help market your expertise include how to write a curriculum vitae (CV) and how to qualify as an expert witness are covered. Proper deposition and courtroom decorum is discussed in-depth.

This is a required course for anyone interested in increasing their professional profile in the locksmith, legal and insurance industries by becoming an IAIL Certified Forensic Locksmith (CFL).

Students may also bring their own tools if they desire: small Phillips and slotted screw drivers; various picks and rakes; small flashlight; small non-metallic mallet.

**MONDAY, AUGUST 4**  
**8:00 A.M. TO 5:00 P.M.**

## 201: Fundamentals of Locksmithing (Day 2 of 4) ◆

See Class 101 description.

## 202: Door Closers & Related Hardware ◆

Dave Thielen, CML, CHI, CAI, and Jaron A. Sutton, CPS, AFDI, CAI

Class Limit: 35

**202P Lab Fee - OPTIONAL: \$40 for L-05 PRP Elective**

If you have ever wanted to be able to sell and service more than the locks on the door, then be sure not to miss this class. You will become familiar with the principles of door closers, with an emphasis on the selection, adjustment and installation procedures for surface-mounted and concealed door closers.

In addition, you will learn the functions, installation and servicing of door closers, hinges and related door hardware. The hardware covered will be of heavy-duty grade. Other types

of closers will also be discussed as an aid in preparing for the PRP section on door closers. The instructors recommend (but not require) purchasing two books to supplement this course. These are best purchased online in the ALOA Store before the class. First is *Door Hardware Basics* by Tom Foxwell, \$60 + tax, shipping. <https://www.aloamembers.org/item.php?id=BGLDHB>

The second book is *Aluminum Stile Door Service and Repair* by Jake Jakubowski - ON SALE now for \$155 + tax and shipping. <https://www.aloamembers.org/item.php?id=ASDSR>

## 203/303: Unlock New Income and Expertise: Hands-On Auto Electronics and Control Units for All Levels! (Day 1 of 2) ◆◆◆

Yaser Jafar, CAL, CAI, and Mustafa Jafar

Class Limit: 40

Unlock new income and expertise: hands-on auto electronics and control units for all levels!

Dive into the heart of automotive control units and gain real-world experience with hands-on examples. In this interactive session, our seasoned instructors will demystify automotive electronics, covering cloning, tuning, flashing, bench diagnostics and more.

Go beyond just learning — unlock new business opportunities by leveraging aftermarket tools, including ones you may already own, and exploring innovative solutions for common challenges like immobilizers, no-start issues, module swaps, tuning and more.

Ever wondered about the differences between EEPROM, microcontrollers, microprocessors, emulated EEPROM, DFLASH and PFLASH? Or how they relate to IMMO, sync data, VIN and MAP information? We break these concepts down in a clear, practical and applicable way, ensuring you gain knowledge that translates directly to solving real-world module issues.

Leave this class equipped with in-demand skills, ready to expand your services and boost your income. Don't miss out on this chance to elevate your expertise and open new doors for entrepreneurial success and untapped profits!

## 204: Intermediate to Advanced BMW, MB, VAG and JLR Locksmith Servicing (Day 2 of 2) ◆

See Class 104 description.






## 205: Small Format Interchangeable Core

Ralph J. Forrest-Ball, CML, CAL, AMKS, CAI

Class Limit: 36

**205R Lab Fee - REQUIRED \$60 for the special SFIC Student Manual (an 82-page assemblage) that is confidential and proprietary information specifically compiled to be used in class and which the student will retain afterward and will be extremely useful in preparing for the H/S PRP section L-08.**

**205P Lab Fee - OPTIONAL: \$40 for L-38 PRP Elective**

 Want to be the SFIC expert in your market? Whether you're new to SFIC, want to keep up-to-date on the essentials, or looking to expand your knowledge, this class has something for everyone! Rest assured, you will be guided by Ralph Forrest-Ball, a successful locksmith, instructor and author with over 30 years of experience. Add to your SFIC shop tools, SFIC pin kits or restricted SFIC key blanks. Join ALOA's SFIC class and start your rise to the top!

You'll go beyond the basics of interchangeable cores to decoding keys and bypassing locks, with SFIC-specific tools and troubleshooting tips. You will learn to select TMKs and control keys, calculate pinning for A2, A3 and A4 systems, write and apply system-specific pinning charts, and measure keys to determine which increment system has been used. Then the fun ensues: Perform hands-on exercises in decoding, combining and manipulating cores. Manufacturer-specific product details related to construction, operation and keying are discussed, explained and shown by sample cores and exploded views, including Best, Kaba Peaks, Medeco KeyMark, Schlage Everest and more. Don't hold your breath ... just sign up, and begin to profit!


Prerequisite: Students should understand basic master keying and have experience combining conventional cylinders with a single key plus a master key. ALOA will provide tools, pin kits and cut keys.

## 206: Foreign Auto

Jennifer Richards, CRL, CMAL, CAI, and Dan Florko, CAI

Class Limit: 30

**206P Lab Fee - OPTIONAL: \$40 for L-04 Elective**

 Whether you are new to automotive work, want to learn how to service or make keys for foreign automobiles that were around before the advent of transponders and Lishi' or taking the Foreign Auto PRP for certifications, this class is for you. Through hands-on work and class lecture you will learn cylinder servicing and removals, making keys, rekeying cylinders, common failures and types of security commonly used. The PRP exam will be administered at the end of class.


## 207: Mechanical Combination Safe Locks

### Introduction

Greg Perry, CML, CPS, CMEL, AMKS, CAI

Class Limit: 24

**207P Lab Fee - OPTIONAL: \$40 for L-24 PRP Elective**


 Knowing how mechanical safe locks are assembled and serviced should be the first step for any technician wanting to work on safes. This class will take the students through a complete disassembly of two different combination safe locks and look at different combination lock designs with an emphasis on operation and service to include changing and decoding combinations. This class is designed for the beginning technician as well as those that have some safe servicing experience but desire more knowledge. If you don't know why flies move or the differences between Group 1, 1R and Group 2 locks, you need this class. This class will assist with passing the L-24 PRP category.

## 208/308: Introduction to Safe Drilling (Day 1 of 2)

Elaad Israeli, CPL, CFL, CPS, CFDI, LSFDI, CFFDI, CAI

Class Limit: 20


**208R Lab Fee A - REQUIRED: \$285 for Steel lock mount with relocker, S&G 6730, music wire, drill bits, steel ruler, flash light, ice pick and safety glasses**

 This introductory class on safe drilling is for the locksmith who wants to be able to open safes. The topics covered are the foundational material required for opening all types of safes, though the focus in this class will be on the S&G 6730 mechanical Lock, B-Rate safes and fire safes. Topics covered include: drill bits, drilling feeds and speeds, dials and removal, scoping a change key hole, drilling a mechanical lock for a lost combination, transferring, overcoming Group 2 mechanical lock malfunctions, dealing with an external relocker and discussion of various safe malfunctions, if time allows. The lock drilling exercises are done on a S&G 6730 lock mounted on a steel mounting plate.

## 209: Medeco Factory Certification Class: Intelligent Key (IK) Cylinders

Clyde T. Roberson, CML, CMST, CFMST, AMKS, AHC, CPP, CAI

Class Limit: 25

 This class covers the features, benefits and capabilities of both Medeco CLIQ and XT as well as system requirements, ordering and setup prerequisites. Topics will include Medeco-hosted versus self-hosted environments, CLIQ and XT Web Manager Software solutions and an overview of the peripheral devices for both product lines. We will cover the advantages of CLIQ and XT systems over traditional mechanical and electronic access control systems. Following this class, you will have an increased understanding of our Intelligent Key offerings and where Medeco CLIQ and XT fit in the marketplace.



## 210: Dialing for Dollars With Safe Diagnostics

James Ashley, CPL, CMST, CMEL, CFL, CFMST, CAI

Class Limit: 30

**210P Lab Fee - OPTIONAL: \$40 for L-33 PRP Elective**

When you get called to open a safe with a mechanical lock, take some time to diagnose the problem — and this class will show you how! Experience real-world safe problems and be taught how to overcome them. Topics covered include loose dial rings, spline keys, fired relockers, problems experienced with combination changing, proper cleaning and lubrication, preventative maintenance and ultimately knowing when to break out a drill based on your diagnostics.

## 211: Comprehensive Overview: Hardware, Language, Programming, Service and Defeat

Phil Sutherland

Class Limit: 20

Class Goals: By the end of this class, you will better understand:

1. Hardware options – proper selection for the application
2. Lock language – key to successful servicing
3. Programmable features – they differentiate models
4. Servicing and receive top 10 troubleshooting tips and defeat techniques

Hands-on lock models:

- LA GARD: 700Basic
- S&G: Titan
- SecuRam: SafeLogic Basic, ProLogic L02
- Tecnosicurezza: Pulse, PulsePro

Defeat Methods reviewed

- By-Pass: Little Black Box
- Spiking: Lance Mayhew
- Drilling: drill points

## 212/312/412: CAI Certified ACE Instructor Training 3-Day (Day 1 of 3)

**A LA CARTE CLASS**

Christopher Meccia, CPL, CAI, and Gordon P. Malczewski, CPL, LSFDI, CAI

Class Limit: 15

**212A Lab/Class Fee - REQUIRED: \$825. This is a standalone, a-la-carte-priced class, NOT A PART OF CLASS PACKAGES. You may add a two-day package with this three-day class. The student earns the CAI certification upon successful completion.**

ALOA is looking to include forward-thinking, ambitious individuals who have a passion and desire to share their personal industry security information throughout the world within our established framework of quality delivery. Is that you? This class is the first step to becoming a Certified ACE Instructor (CAI). Information will be presented on methods of instruction and motivation. The class consists of lectures, discussions, exercises and presentations that will assist students in organizing instruction methodology and

business careers. Upon completion of this course, students will be able to develop a class outline, prepare training aids, evaluate class material and effectively instruct an ACE class. This class may run into the evening, and homework will be required. A computer is recommended but not required. A laptop with Microsoft Word and PowerPoint installed would be useful..

## 213: Investigative Locksmithing (Day 2 of 2)

See Class 113 description.

**TUESDAY, AUGUST 5**  
8:00 A.M. TO 5:00 P.M.

## 301: Fundamentals of Locksmithing (Day 3 of 4)

See Class 101 description.

## 302: All About Exit Devices

Dave Thielen, CML, CHI, CAI, and Jaron A. Sutton, CPS, AFDI, CAI

Class Limit: 35

**302P Lab Fee - OPTIONAL: \$40 for L-16 PRP Elective**

A wealth of information will be covered on exit devices, including: types, functions, grades, ratings, options, installations, repairs and servicing. Students will get hands-on experience with a great variety of exit devices to learn about service, retrofit and troubleshooting. Alarmed exit devices and electronic options will be covered. The instructor recommends two books to purchase to supplement this course, but they are not required. These are best purchased online in the ALOA Store before the class. The first book is *Door Hardware Basics* by Tom Foxwell: \$60 + tax and shipping <https://www.aloamembers.org/item.php?id=BGLDHB>

The second book is *Aluminum Stile Door Service and Repair* by Jake Jakubowski - on sale now for \$155 + tax and shipping. <https://www.aloamembers.org/item.php?id=ASDSR>

## 303: Unlock New Income and Expertise: Hands-On Auto Electronics and Control Units for All Levels! (Day 2 of 2)

See Class 203 description.

## 304: Picking and Decoding with Lishi

Jason Jaudon, CMAL, CAI, and Raphael Marte, CRL, CAL, CPS, CAI

Class Limit: 20

**304R Lab Fee - REQUIRED: \$250 for SC1, F038, HU101 and HY22 Lishis for students to keep**

Attendees will get an in-depth explanation of how Lishi 2-in-1 pick decoders work and will have chance to practice during class. Students will start with common locks and work their way up to more complicated pick and decoding exercises to include high-security 2- and 4-track locks. Upon completion, students will have the confidence to go out into





the field and begin using these tools efficiently to generate revenue and help customers get back on the road.

### **305: Basic Master Keying**

Ralph J. Forrest-Ball, CML, CAL, AMKS, CAI

Class Limit: 36

#### **305P Lab Fee - OPTIONAL: \$40 for L-30 Elective**

**E** This class is for beginners who want to understand how split-pin master keying works, from the mechanics of cutting keys by code to pinning locks that work with more than one key. We examine the advantages and disadvantages of master keying, as well as common mistakes and how to avoid them. Students who complete this class will be able to create basic master key systems, know what to do when things go wrong and be prepared for advanced classes. Students should bring whatever small tools they normally use for pinning locks, such as a follower, tweezers or magnifying specs.

### **306: Honda Auto Repair**

Jennifer Richards, CRL, CMAL, CAI, and Dan Florko, CAI

Class Limit: 30

**A** This class will cover Honda's high-security locking systems and how they are structured, including cutting keys and tumbler placements. The class will focus on removing and repairing all vehicle lock cylinders. It will be a mix of lecture and hands-on learning. Students will have the opportunity to work with door, trunk and ignitions cylinders from vehicles produced from 2003 through current keyed vehicles. Completion of this class will give the students enough knowledge to competently service these vehicles in their day-to-day businesses.

### **307: Basic Electronic and Access Controls**

Greg Perry, CML, CPS, CMEL, AMKS, CAI

Class Limit: 24

#### **307P Lab Fee - OPTIONAL: \$40 for L-40 Elective**

**E** Electronics are now essential for locksmiths, and this one-day class covers everything you need to get started. You'll learn the basics of electricity, key components and wiring techniques for electronic access control. The course includes hands-on practice where you'll wire access control panels with electric strikes and request-to-exit switches. This class is ideal for anyone looking to expand their skills or prepare for the L-40 PRP elective.

### **308: Introduction to Safe Drilling (Day 2 of 2)**

See Class 208 description.

### **309: Medeco Factory Certification Class: M3/X4**

Clyde T. Roberson, CML, CMST, CFMST, AMKS, AHC, CPP, CAI

Class Limit: 25

**E** This is a combined and accelerated factory certification class for both Medeco mechanical security technologies

— Medeco3 High Security Cylinder systems and Medeco x4-SFIC, LFIC and conventional key control retrofit cylinders, including an overview of the newly launching MedecoB retrofit SFIC cylinder. Students will learn the design and operation of Medeco technologies, cylinders, interchangeable cores, cam locks and other Medeco specialty cylinders. Hands-on exercises will be used to disassemble and re-assemble a cylinder, decode keys, write pinning sheets, pin cylinders, and fully combine an M3 cylinder and x4 SFIC. General Medeco master key principles, servicing techniques and tools, key cutting, and an overview of Medeco's full product line and key control solutions will be covered. Time will be available at the conclusion of the class to take the factory certification exams to become Medeco factory certified in both technologies.

### **310: Basic Forensic Tool Marks for Investigative Locksmiths**

Beta Tam, RL, AFL, CFL, CAI

Class Limit: 25

**U** This one-day course in basic tool marks provides a basic understanding of forensic tool mark examination for an investigative locksmith. The course will discuss in detail the definition, classification, formation and variations of common tool marks; using the locks and locksmith tools to produce lock-related tool marks; learning the formation of tool marks when other bypass methods are used; and proper forensic method for preparation, location, examination and documentation of tool marks commonly seen by forensic locksmiths will be covered.

Upon completion of the course, the students should have the basic practical knowledge required to perform tool mark examination as a forensic locksmith and also be able to do documentation of the observation and tests of the tool marks. Practical tool mark extraction will be included if time allows.

### **311: S&G E-Locks: Hardware, Language, Programming and Service**

Phil Sutherland

Class Limit: 20

#### **311P Lab Fee - OPTIONAL: \$40 for L-24 Elective**

**S** Class Goals: By the end of this class, you will better:

1. Understand hardware options – proper selection for application
2. Understand lock language – key to successful servicing
3. Understand programmable features – they differentiate models
4. Understand servicing and receive top 10 troubleshooting tips

Hands-on lock brands and models:

- 6120
- Atlas and Spartan
- Titan
- Audit 2.0 - Overview




## 312: CAI Certified ACE Instructor Training 3-Day (Day 2 of 3)

See Class 212 description.

## 313: Forensic and Locksmith Photography

John D. Truempy, CRL, CMIL, IFDI, CFL, and Vernon Kelley, CPL, CFDI, ICML, IFDI

Class Limit: 20

 This hands-on class will benefit anyone who wants to improve their photography skills, whether you want to document your work in a more professional manner or you just want to take better photos at work in general.

Subjects include basic photography concepts and techniques, related equipment, camera settings, subject lighting, rules of photo editing and techniques of evidence photography, as well as macro and micro photography.

This class meets the photography requirement to allow investigative locksmiths to take the IAIL Certified Forensic Locksmith exam. Additionally, this class is also beneficial to fire door inspectors and safe and vault technicians. This class is REQUIRED TO SIT FOR THE CFL EXAM.

Students MUST BRING A CAMERA TO CLASS:

- High-quality point-and-shoot with a macro setting, or
- Digital SLR or
- Smartphone with a camera 10 megapixels or higher

**WEDNESDAY, AUGUST 6**  
8:00 A.M. TO 5:00 P.M.


## 401: Fundamentals of Locksmithing (Day 4 of 4)

See Class 101 description.

## 402: Servicing Aluminum Storefront Doors and Hardware

Dave Thielen, CML, CHI, CAI, and Jaron A. Sutton, CPS, AFDI, CAI

Class Limit: 35

 Learn the secrets of aluminum storefront doors and frames and their unique hardware. Door and frame construction, locks, closers, pivots, hinges and other hardware will be presented with an emphasis on installation, servicing, adjustments and retrofitting techniques. Upgrading and improving security on these doors will also be discussed. Avoiding costly mistakes will be addressed. Some hands-on experience will be provided. Students are requested to bring a small selection of screwdrivers and Allen wrenches to fully participate in the class.


The instructor recommends two books to purchase to supplement this course, but they are not required. These are best purchased online in the ALOA Store before the class. The first book is *Door Hardware Basics* by Tom Foxwell: \$60 + tax and shipping <https://www.aloamembers.org/item.php?id=BGLDHB>

The second book is *Aluminum Stile Door Service and Repair* by Jake Jakubowski - on sale now for \$155 + tax and shipping. <https://www.aloamembers.org/item.php?id=ASDSR>

## 403: EEPROM Essentials

Jim Lornklang, RL, CAI

Class Limit: 15

 The statement "you have to EEPROM" likely refers to the process of working with EEPROM chips, which are used in various electronic devices for storing data that can be rewritten and erased. In the context of this class on transponder theory, here's a breakdown of what you might expect to learn:


1. Understanding EEPROM: You will gain knowledge about how EEPROM works, its applications, and its importance in automotive and electronic systems, particularly in transponders.
2. Hexadecimal Code Recognition: The class will likely cover how to identify hexadecimal codes that are often used in EEPROM files. Understanding these codes is crucial for verifying and manipulating data stored in EEPROM.
3. Data Integrity Verification: You'll learn methods to ensure that the data read from EEPROM is accurate and has not been corrupted. This may involve checksum calculations or other verification techniques.
4. Hands-On Experience: The class will provide practical opportunities to read actual EEPROM files and generate keys, which is essential for tasks like key programming in vehicles.
5. Using Programmers: Students are encouraged to bring their own EEPROM programmers, and you'll be using several specific tools: Autel, VVDI and ACDP. Familiarity with these tools will enhance your practical skills.
6. Confidence in EEPROM Jobs: By the end of the course, despite being a beginner class, you should feel confident in taking on EEPROM-related jobs, such as programming keys or modifying vehicle settings.

Overall, the course aims to equip you with both theoretical knowledge and practical skills in working with EEPROM, particularly in the context of automotive transponders. It is not a prerequisite, but Soldering Fundamentals is highly recommended especially for beginners.

## 404: Modern Auto Key Generation

Edward R. Woods, CML, CPS, CMAL, CAI

Class Limit: 25

 This class is for the student who is in need of knowledge on making the keys that they will be programming with transponder equipment. Yes, the code services are great when they are available, but knowing how to make the keys almost as fast as the service can reply is the best, and knowledge is power. The instructor generates from scratch 99.5% of all the keys he makes, so he will be sharing his knowledge of tool and tips on how to make these keys all





the time. In the afternoon session, locks and tools will be provided to practice the methods taught. In addition, there will be a discussion on repairing the most common auto lock failures.


#### **405: Advanced Master Keying (Day 1 of 2)**

Lloyd Seliber, CML, CAI

Class Limit: 25

**405R Lab Fee - REQUIRED: \$20 for materials the student will retain, including a random number generator and master key documentation supplies like a folder, binder, ruler, pens, pencils, bands and cards**

**505P Lab Fee - OPTIONAL: \$40 for L-31 Elective on second day**

 Elevate your master keying expertise with this comprehensive two-day course tailored to build on your foundational knowledge (Basic Master Keying class or equivalent). Gain the skills to design and manage large, complex key systems with confidence. You'll master essential techniques, including rotating constants, creating and documenting selective keys, handling asymmetric masters and expanding master key systems that have reached their change key limits. To make the most of this hands-on experience, bring a laptop loaded with your preferred master keying software and a spreadsheet program, such as Microsoft Excel or Google Docs. Advance your master keying and computer skills with this practical, in-depth class.


#### **406: Active Intruder Security and Codes**

Dennis Krucinski, CRL, LSFDI, CAI

Class Limit: 20

**406O Lab Fee - OPTIONAL: \$36 for a flash drive containing reference materials and bonus content**

**406P Lab Fee - OPTIONAL: \$40 for L-07 Elective**

 Learn how to provide lockdown security without compromising safety! This course is a must for anyone who works with schools, churches and other publicly accessible buildings. Focuses of this class include a thorough primer on national codes and guidelines such as NFPA, ICC, ADA, PASS and CISA as they relate to door hardware and egress requirements; broad overviews of emergency responses and lessons learned from active shooter and Mass Casualty Incidents; examples of improvised security solutions that can be used anywhere; and introductions to the various styles of manufactured security devices developed to defend against active aggressors. Participants will have an opportunity to examine and handle samples of manufactured barricade devices and intruder locks that are currently on the market and discuss how they comply with or violate codes. At the conclusion of this course, students will be able to identify fire doors and egress routes, define basic life safety and fire code vocabulary, and identify major and special functions of locks. This course is designed to help security professionals think critically to guide decision makers to select a security solution


that is appropriate for the setting without compromising local life safety and fire codes.

#### **407: Electronic Safe Lock Opening and Servicing**

Greg Perry, CML, CPS, CMEL, AMKS, CAI

Class Limit: 24


**407P Lab Fee - OPTIONAL: \$40 for L-33 Elective**

 Electronic safe locks are on all types of safes and vaults. Many customers are afraid to change the combination. Knowing how to identify them and how to change them is a money-making skill. This class will take the students through over 20 different elocks including GSA locks; common e-locks from S&G, SecuRam and LA GARD; and less common locks, including several different open solenoid locks. Students will leave the class with a great understanding of how these locks operate and an electronic manual of installation and programming instructions for most e-locks seen in the field today. This class not only focuses on installing and servicing e-locks, but it will also discuss various opening techniques. The class is divided between a morning lecture and the afternoon spent programming all the different locks. This class is designed for the beginning technician as well as those that have some safe servicing experience but desire more knowledge.

#### **408: Basic Low Voltage for Installers**

Cynthia Bingham, CRL, AFDI

Class Limit: 22

 This entry-level course is designed to introduce students to the basics of direct current (DC) electricity for low voltage locksmiths and those contractors working on electronic locking and access control systems. Featuring a balance of presentation and hands-on exercises, this course begins with giving students the basics of AC and DC electricity, electrical concepts like voltage, amperage, ohms and continuity, and how to use a multimeter. Guided, hands-on practice with basic circuits and the development of circuits, identifying normally open (NO) and normally closed (NC) circuits and common electronic door hardware round out this fundamental class. By completing this course, attendees should be able to:

- Identify the differences between AC and DC electricity.
- Describe basic electrical concepts — such as voltage, amperage and resistance — and their relationships to one another.
- Identify normally open (NO) and normally closed (NC) circuits and hardware commonly used with each of those circuits (i.e. fail safe and fail secure).
- Demonstrate the proper use of basic hand tools and safety measures.
- Show proper wire preparation and wire gauge selection.
- Establish a process for circuit development.
- Build simple circuits using basic electronic components.



- Use a multimeter to measure voltage, current, resistance and continuity at various points across a circuit.

## 409: Forensic Tool Marks and Photo Lab Workshop



Clyde T. Roberson, CML, CMST, CFMST, AMKS, AHC, CPP, CAI, and Gert Mejlshede

Class Limit: 25

**IV** This one-day class introduces investigative locksmiths to the fundamentals of forensic tool mark analysis and documentation. Participants will learn to identify, classify and document tool marks on locks, gaining hands-on experience with evidence handling. The workshop also includes a photo lab session focused on capturing high-quality images of tool marks for forensic documentation.

## 410: Advanced Forensic Tool Marks for Investigative Locksmiths



Beta Tam, RL, AFL, CFL, CAI

Class Limit: 25

**410R Lab Fee - REQUIRED: \$140 for class materials, including casting materials, screw driver, lead sheet or equivalent for tool marks exercises; handheld microscope for observing tool marks; sticky wax as stabilizing material and handheld light source for photographing; locksets with tool marks for tool marks exercise**

**IV** This one-day course in advanced tool marks provides continuation training for investigative locksmiths who had completed Basic Tool Marks Examination course. In this course, students will be taught to understand the fundamentals of tool marks identification and comparison. Furthermore, report writing and expert testimony related to observation and documentation will be covered. Upon completion of the course, the students should be able to complete a report and understand how to deliver expert testimony for the tool marks they have examined. Practical tool mark extraction will be included if time allows.

## 411: Securam E-Locks: Hardware, Language, Programming and Service



Phil Sutherland

Class Limit: 20

**S** By the end of this class, you will better understand and be able to work with:

1. Hardware options – proper selection for the application
2. Lock language – key to successful servicing
3. Programmable features – they differentiate models
4. Servicing and receive top 10 troubleshooting tips and defeat techniques

- Safe Logic
- Basic
- C10
- ProLogic Overview
- ProLogic L02

## 412: CAI Certified ACE Instructor Training 3-Day (Day 3 of 3)



See Class 212 description.

## 413: Quick-n-Easy Basic and Advanced Bypass Techniques



Corey Friedman, CAI

Class Limit: 25

**E** In this class, you will learn more than 30 different methods to bypass a lock. J. Corey Friedman is a professional comedic magician who uses his talents to make this lecture/hands-on class not only educational but fun. With 40 years of experience as a locksmith, he will also include interesting stories of techniques he has used while working with and training local and federal law enforcement. There is nothing boring in this class – don't miss it! Included in the class will be some tools (with no lab fee).

## 414: Building Your Successful Business Via Social Media



Wayne Winton, CRL, AFDI, CAI

Class Limit: 50

**E** In today's digital world, a strong online presence is essential for business success. Join Wayne Winton as he guides you through the proven strategies he's used to grow his locksmith and security business into a recognized brand. This course dives deep into creating and maintaining a healthy Google Business Profile (formerly Google My Business) to avoid suspension and red flags, while also exploring a full suite of social platforms including Facebook, Instagram, LinkedIn, TikTok and more.

Learn how to:

- Properly set up and optimize your Google Business Profile
- Avoid common mistakes that get listings suspended
- Leverage Facebook, Instagram, LinkedIn and TikTok for maximum exposure
- Use paid advertising effectively (Google Ads, Facebook Ads, etc.)
- Understand how the Google Guaranteed badge works and how to qualify
- Build brand trust and engagement through content creation
- Reach your ideal customers and convert them into loyal clients

As a special bonus, Wayne will share exclusive insights from his personal "Google Black Book of Secrets" – a collection of expert tips, tricks and strategies you won't find anywhere else.

Whether you're just getting started or want to take your online presence to the next level, this class will give you the tools, clarity, and confidence to build a powerful digital brand and grow your business.





## WEDNESDAY, AUGUST 6 EVENING SEMINAR 5:00 P.M. TO 6:00 P.M.

### 415E: Ethics

#### A LA CARTE CLASS

Jim Lornklang, RL, CAI

Class Limit: 40

**415E Lab/Class Fee - REQUIRED: \$45. This is a standalone, a-la-carte-priced class, NOT A PART OF CLASS PACKAGES. You may add a five-day package with this one-day class.**

This one-hour class is focused on ethics in the security industry, particularly for locksmiths and their customers. This course of instruction is designed to help participants understand ethical principles and their application in real-life experiences through role-playing and discussion. Additionally, it serves as a required annual continuing education credit.

## THURSDAY, AUGUST 7 8:00 A.M. TO 5:00 P.M.

### 501: Effectively Running Your Locksmith Business - International Insights

David O'Toole

Class Limit: 25

This class will provide tips on owning and running a locksmith business (as per the ongoing articles in *Keynotes*). During the class, we will discuss and learn about running a locksmith business, including:

- The different types of locksmith businesses and opportunities that exist
- Marketing and sales to increase business and revenue
- Ways to future proof your business
- How to increase your profit
- Financials, organization and administration of the business
- Engaging with staff and customers to reduce stress
- Enjoying the benefits of running a locksmith business

During class, we will have guest speakers sharing their experience on growing their own businesses and the opportunities that exist. Attendees will have the opportunity to share their own experiences and ideas with the group and to ask questions.

### 502: Servicing Hollow Metal Doors and Frames

Dave Thielen, CML, CHI, CAI, and Jaron A. Sutton, CPS, AFDI, CAI

Class Limit: 30

This class will introduce the student to hollow metal doors and frames, including nomenclature, design, installation, repair and servicing techniques of various types of doors and frames. There will be a demonstration of tools (including

the new Metal Door Hinge Adjuster) as well as lecture, and discussion of various troubleshooting and repair techniques. The hands-on portion will give the student valuable experience in installing locks, repairing hinges, retrofitting hardware, preventing door collapse, cutting doors and other profitable skills. Rust issues and thermal bow will also be addressed. Materials to bring to class: Students should bring an assortment of screwdrivers and Allen wrenches to fully participate.

The instructor recommends two books to purchase to supplement this course, but they are not required. These are best purchased online in the ALOA Store before the class. The first book is *Door Hardware Basics* by Tom Foxwell: \$60 + tax and shipping <https://www.aloamembers.org/item.php?id=BGLDHB>.

The second book is *Aluminum Stile Door Service and Repair* by Jake Jakubowski - on sale now for \$155 + tax and shipping. <https://www.aloamembers.org/item.php?id=ASDSR>

### 503: Soldering Fundamentals for Automotive

Jim Lornklang, RL, CAI

Class Limit: 15

This class will remove all fears of soldering. Techniques will be introduced to prevent printed circuit board damage, shorting leads and properly applying the correct amount of solder for joint contacts. Students will be familiarized with ESD and preventative measures. Students will have the opportunity to solder onto BMW immobilizer modules, Mercedes ignitions and Toyota ECUs. After completion of this course, students will have the confidence to accept EEPROM jobs using the detailed procedures from this class.

### 504: History of High Security/STRATTEC Update/ Pinning of Internal 2-Track Locks

Jeff Baker and Ed Woods, CML, CPS, CMAL, CAI

Class Limit: 30

This class is a joint venture with STRATTEC (Jeff Baker) and Ed Woods. First, there will be a presentation on the history of high security and all of the eight styles. Included is the evolution and what is used in today's GM, Ford, Chrysler and foreign auto manufacturers. We will then review STRATTEC updates and, most importantly, work on the hands-on pinning exercises, including the all-new 2020 Ford internal two-track keyway used on the new 2020 Ford Escape and Lincoln Corsair. Ignition and door repair kits for Ford and GM will be assembled into fully functioning locks. Once you understand the inner workings of the locks through theory and hands-on assembly, we will break out the tools used to pick and decode them. For the most part, Lishi and Accureader tools will be used in the afternoon practice session.

### 505: Advanced Master Keying (Day 2 of 2)

See Class 405 description.




## 506: AFDI ALOA Fire Door Inspector Training With Exam

### A LA CARTE CLASS

Tom Foxwell, RL, AFDI

Class Limit: 20


**506A Lab/Class Fee - REQUIRED: \$650. This is a standalone, a-la-carte-priced class, NOT A PART OF CLASS PACKAGES. You may add a four-day package with this one-day class. Students earn the AFDI certification if they pass the test at the end of class.**

 Be taught how to be an ALOA Fire Door Inspector and earn more more money just by doing the inspections. The instructor will go over what you should do and not do to hold a successful inspection and provide the proper reports to the customer. If you pass the after-class exam, you will earn the AFDI certification, valid for 3 years.

## 507A: Master Keying by the Letters (AM)

Greg Perry, CML, CPS, CMEL, AMKS, CAI


Class Limit: 30

 Master keying is a fundamental skill that all locksmiths should know, but for some it can seem mysterious. Others they take the easy way out and use a computer program. If you don't understand how a master key chart is progressed, this seminar is for you. It will take you through the basics of how to progress or chart out keys in a very simple, easy-to-follow system. Every student will receive a ledger-size page with a complete 5-pin system using total pin progression. The chart uses letters instead of numbers with a substitution key at the top of the page, meaning it can be copied to create thousands of different systems. Fill in the key, and 1024 changes are laid out. The beauty of this system or method is how easy it is to see the relationship to all the changes on the chart. This seminar is a great way to prepare to take the full ALOA Fundamentals of Master Keying Class in the future.

## 507P: Scoping The Hole and Transfer Too (PM)

Greg Perry, CML, CPS, CMEL, AMKS, CAI


Class Limit: 30

 There are many ways to open a safe. Sometimes, the easiest way is drill a hole in the side or top to look at the change key hole to open it. This class will show you the basics of change key hole scoping and transferring when you drilled in the wrong location.

## 508: Site Survey and Access Hardware Selection

Cynthia Bingham, CRL, AFDI

Class Limit: 25

 This course outlines the proper method of conducting a site survey to determine the best access hardware products for opening while meeting the customer's needs. We will discuss codes and AHJ, learn walkthrough tips and techniques, consider electronic locking system components

— like power supplies, locks, entry and exit device selection — as well as system layout during this interactive session.


## 509: High Security Cylinder Analysis

Peter Field, RL; Clyde T. Roberson, CML, CMST, CFMST, AMKS, AHC, CPP, CAI; and Dennis Krucinski, CRL, LSFDI, CAI

Class Limit: 32

**509R Lab Fee - REQUIRED: \$60 for the special High Security Student Manual (a 79-page assemblage) that is confidential and proprietary information specifically compiled to be used in class and which the student will retain afterwards and will be extremely useful in preparing for the H/S PRP section L-08.**

**509P Lab Fee - OPTIONAL: \$40 for L-08 Elective**

 Make unfound money and be prepared to be amazed at the extensive amount of high security information and expertise you will become skilled at during this fast-paced instructional event. It is not for the faint of heart!

By hands-on disassembly/reassembly, you will encounter the "hidden secrets" of many of the high security cylinders from across the globe, but we will primarily focus on high security cylinders that you may encounter throughout North America. Some of these global products include: ASSA, Medeco, Sargent, Kaba, Yale, Corbin Russwin, Emhart, Schlage, Abloy, Mul-T-Lock, Fichet, Brahma, BEST, DOM, Illinois Duo and Miwa. And that's only the beginning! Treat yourself to adding restricted high security key blanks, security pin kits or shop tools to your essential business arsenal. There is much to take back home. But the best is yet to come.


You will explore the design, construction, operation and distribution of what we "think" is high security. Don't worry ... you *will* recognize the difference between "high security" and "key control," as well as understand patent information and how to correctly service the most common North American high security cylinders. You will be one up on your competition and be able to successfully sell and service the extremely profitable high security market ... when you want! Why have you waited so long to do this?

Prerequisite: The student should have a sound understanding and experience combining and master keying conventional cylinders (basic pinning of a cylinder from a TMK and CK bittings required).

## 510: How to Prepare to Be a Forensic Investigator

Beta Tam, RL, AFL, CFL, CAI

Class Limit: 25

 This one-day course prepares a locksmith to be a forensic investigator. The course will first discuss the training, practical exercises, reading, preparation of your CV and getting certified required by a forensic locksmith. Then it will cover in depth quality assurance procedures, documentations of your examination and methodology to get to your conclusions.





Finally, information on court procedure, responsibilities and duties of expert witness would be included. Upon completion of the course, the students should have the practical step-by-step procedures to be prepared as an forensic expert for court purposes.

### 511: LA GARD E-Locks: Hardware, Language, Programming and Service

Phil Sutherland  
Class Limit: 20

**S** Class Goals: By the end of this class, you will better understand:

1. Hardware options – proper selection for application
2. Lock language – key to successful servicing
3. Programmable features – they differentiate models
4. Servicing, plus receive top 10 troubleshooting tips

Hands-on lock brands and models:

- Basic
- 39E
- 700 Series overview
- 702D

### 512: Success with Retail Customers

Christopher Meccia, CPL, CAI  
Class Limit: 25

**B** Providing estimates but not the work? Losing sales to online retailers? Tired of providing more work for less margin? This course is designed to help increase profit through understanding customers' needs. Topics include handling calls, providing estimates/pricing, making recommendations, performing service, retail strategies and following up with customers. Convert surveys and pricing calls into sales! This class will benefit everyone from those just starting in the business to existing business owners.

### 513: Shop Management: Retail and Institutional

Adrian Holley, CPL, LSFDI, CAI  
Class Limit: 25

**B** This class will provide a general overview of the day-to-day operations of a locksmith shop, focusing on brick-and-mortar retail and institutional locksmith shop management. Topics will include employees, inventory, equipment, marketing, determining prices and a look at growth.

**THURSDAY, AUGUST 7**  
**EVENING SEMINAR**  
5:00 P.M. TO 6:00 P.M.

### 515E: Ethics

#### A LA CARTE CLASS

Jim Lornklang, RL, CAI  
Class Limit: 40

**515E Lab/Class Fee - REQUIRED: \$45. This is a standalone, a-la-carte-priced class, NOT A PART OF CLASS PACKAGES. You may add a five-day package with this one-day class.**

**B** This one-hour class is focused on ethics in the security industry, particularly for locksmiths and their customers. This course of instruction is designed to help participants understand ethical principles and their application in real-life experiences through role-playing and discussion. Additionally, it serves as a required annual continuing education credit.





REGISTRATION IS AVAILABLE ONLINE AT [WWW.ALOA.ORG](http://WWW.ALOA.ORG) OR YOU CAN EMAIL, FAX OR MAIL YOUR REGISTRATION FORMS.

- ☐ 1 Complete Form 1.
- ☐ 2 Complete Form 2 if you are attending classes.
- ☐ 3 Complete Form 3 if you are taking the PRP or STPRP evaluations.
- ☐ 4 Send registration Forms 1, 2, 3 and payment.
- ☐ 5 Refer to page 34 for hotel information.
- ☐ 6 Join ALOA and register for the convention at the same time through online registration by July 11, 2025.

## Registration Information

Available online at [www.aloa.org](http://www.aloa.org) on the ALOA Convention page.

**Each individual locksmith, member or non-member, must fill out a separate registration form. Each email should be unique.** Complete all applicable portions, including selection of classes and seminars, and process online or send Registration forms 1 through 3 with payment via one of the following methods:

**ONLINE:** Go to [ALOA.org](http://ALOA.org) and click the link on the Convention page

**EMAIL:** [conventions@aloa.org](mailto:conventions@aloa.org)

**FAX:** (469) 453-5241

**MAIL:** Mail forms to: ALOA Registration  
1408 N. Riverfront Blvd #303  
Dallas, TX 75207

## Helpful Hints

- » Registrations for any classes for which a government/institutional purchase order is submitted must provide a \$50 deposit at the time of registration. To be eligible for a refund, cancellation must be received by July 11.
- » Registrations will not be processed without payment.
- » Checks made payable to ALOA or credit card information MUST accompany this registration.
- » Class Registration: Copy this form for additional individuals who wish to register for convention classes/seminars.
- » Be sure to select first, second and third choice of classes for each day. Number choices in the spaces provided on page 54.
- » Badge Name: Your name will appear on your badge exactly as printed on your registration form.
- » Cancellation Policy: A credit will be given to cancellations received prior to July 11 less a \$50 processing fee. No credit given after July 11, 2025. All cancellations and requests for refunds must be in writing.

## Educational Classes & Registration Packages

Classes will be held at the Hilton Orlando. The prices shown below for classes and exhibits are for early registration (by July 11). Members can register for exhibits for free up until July 11, 2025. There are THREE classes offered at A LA CARTE pricing, which are not part of any packages. These are standalone priced.

**QUINTESSENTIAL GETAWAY PACKAGE (5 DAYS)** includes all the classes (unless otherwise noted) you can fit in five days (lab fees, if applicable, not included), breaks and lunches on full-day classes, two full days of the Security Expo. ALOA Members **\$1,340**; Non-Members **\$1,565**

**FOUR SEASONS SPECIAL PACKAGE (4 DAYS)** includes all the classes (unless otherwise noted) you can fit in four days (lab fees, if applicable, not included), breaks and lunches on full-day classes, two full days of the Security Expo. ALOA Members **\$1,120**; Non-Members **\$1,340**

**TRIPLE WAVES SESSIONS PACKAGE (3 DAYS)** includes all the classes (unless otherwise noted) you can fit in three days (lab fees, if applicable, not included), breaks and lunches on full-day classes, two full days of the Security Expo. ALOA Members **\$960**; Non-Members **\$1,120**

**DUAL COAST COMBO PACKAGE (2 DAYS)** includes all the classes (unless otherwise noted) you can fit in two days (lab fees, if applicable, not included), breaks and lunches on full-day classes, two full days of the Security Expo. ALOA Members **\$625**; Non-Members **\$840**

**SUNSHINE STARTER PACKAGE (1 DAY OR 2 HALF-DAYS)** includes breaks and lunches on full-day class (lab fees, if applicable, not included) and two full days of the Security Expo. Lunches provided for those taking both morning and afternoon classes only. ALOA Members **\$330**; Non-Members **\$440**

**NOTE:** Please note that some classes may be A LA CARTE or have additional **lab fees** (for special equipment, tools or instructor fees) that are either required or optional, or there may be an optional class PRP test. LAB FEES are coded to match the item(s): **R** = Required, **O** = Optional and **P** = PRP. Optional Class Testing.

**You can only test on the same elective once at the convention.**





## CONVENTION REGISTRATION FORM

**ONLINE REGISTRATION IS AVAILABLE ON ALOA.ORG ON THE CONVENTION TAB.**

**ONLINE REGISTRATION IS PREFERRED AND PROVIDES YOUR BEST CHANCE OF RECEIVING FIRST-OPTION SELECTIONS.**

**OR email:** registration forms 1, 2 and 3 with your credit card information to: conventions@aloea.org

**OR fax:** to (469) 453-5241

**Or you can mail (slower processing):** Send registration forms 1, 2 and 3 with your check or completed credit card information to:

**ALOEA Registration**  
1408 N. Riverfront Blvd #303, Dallas, TX 75207

**Please type or print your information.**

**Membership must be current to receive membership pricing.**

☐ ALOA Member # \_\_\_\_\_

☐ SAVTA Member # \_\_\_\_\_

☐ Non-Member

PRP/STPRP Status:

☐ RL ☐ CRL ☐ CPL ☐ CML ☐ CAL ☐ CMAL ☐ CAI ☐ AFDI

☐ CPS ☐ CMST ☐ CLL ☐ CEL ☐ CFL - (Type) \_\_\_\_ ☐ Other

### Required

Check the box that applies best for each of the following:

- Are you a first-time attendee? ☐ Yes ☐ No
- If yes, will you be attending the First-Time Attendee Orientation on Sunday, August 3 at 7:15 a.m.? ☐ Yes ☐ No
- Will you be attending the Kick-Off Party? ☐ Yes ☐ No
- Number of Guests \_\_\_\_\_ Total Number Attending: \_\_\_\_\_ ☐ N/A
- Are you a ☐ Business Owner or ☐ Employee
- Choose your purchasing role:
  - ☐ Decision Maker or ☐ Recommend Products
- Size of Business:
  - ☐ Owner Only ☐ 1-2 Employees ☐ 4-6 Employees
- Will you attend the Security Expo: ☐ Yes ☐ No
- How much time will you spend at the Expo:
  - ☐ 1-3 Hours ☐ 4-6 Hours ☐ 7-9 Hours ☐ 10 Hours or More
- ☐ Do you have any food allergies or special dietary needs? (unable to accommodate kosher meals). Explain: \_\_\_\_\_

### Registrant

First Name \_\_\_\_\_ MI \_\_\_\_\_

Last Name \_\_\_\_\_

Name Badge \_\_\_\_\_

Company \_\_\_\_\_

Street or P.O. Box \_\_\_\_\_

City \_\_\_\_\_ State/Province \_\_\_\_\_

ZIP/Postal Code \_\_\_\_\_ Country \_\_\_\_\_

Cell Number \_\_\_\_\_ Work Number \_\_\_\_\_

Email \_\_\_\_\_

Is this an address change? ☐ Yes ☐ No

**Spouse/Child/Guest (complete only if attending).**

**\*GUESTS MAY NOT ATTEND CLASSES**

First Name \_\_\_\_\_ Last Name \_\_\_\_\_

First Name \_\_\_\_\_ Last Name \_\_\_\_\_

### Membership Status

☐ Check here to renew your membership

☐ Check here to become a new member

*New membership must be accompanied by completed application (see ALOA.org).*

#### Go Green Regular

☐ Annual dues - Active (MDD) \$240 \$285 = \_\_\_\_\_

☐ Annual dues - International (MDI) \$210 \$295 = \_\_\_\_\_

☐ Annual dues - Retired (MDR) \$55 = \_\_\_\_\_

☐ Annual dues - IAIL (MIA) \$65 = \_\_\_\_\_

☐ Annual dues (add-on) - IAAL (MAA) \$55 = \_\_\_\_\_

☐ Annual dues - IAAL \$240 \$285 = \_\_\_\_\_

☐ Annual dues - AIL \$240 \$285 = \_\_\_\_\_

☐ Annual dues (add-on) - AIL \$55 = \_\_\_\_\_

### Packages/Individual Classes:

*Two half days equal the one-day class package.*

**By July 11 After July 11**

#### Quintessential Getaway (5 days) (PKG5)

☐ Member \$1,340 \$1,455 = \_\_\_\_\_

☐ Non-Member \$1,565 \$1,675 = \_\_\_\_\_

#### Four Seasons Special Package (4 days) (PKG4)

☐ Member \$1,120 \$1,230 = \_\_\_\_\_

☐ Non-Member \$1,340 \$1,450 = \_\_\_\_\_

#### Triple Waves Sessions Package (3 days) (PKG3)

☐ Member \$960 \$1,040 = \_\_\_\_\_

☐ Non-Member \$1,120 \$1,235 = \_\_\_\_\_

#### Dual Coast Combo Package (2 days) (PKG2)

☐ Member \$625 \$735 = \_\_\_\_\_

☐ Non-Member \$840 \$965 = \_\_\_\_\_

#### Sunshine Starter Package (1 day) (PKG1)

☐ Member \$330 \$380 = \_\_\_\_\_

☐ Non-Member \$440 \$490 = \_\_\_\_\_

### A LA CARTE Classes

*(Additional classes offered that are not part of any package)*

#### CAI Training (Class 212/312/412) 3-DAY

☐ 212A \$825 = \_\_\_\_\_

*You may add up to a 2-day class package along with this class choice.*

#### AFDI - ALOA Fire Door Inspector Inspector Training With Exam (Class 506) FULL-DAY

☐ 506A \$650 = \_\_\_\_\_

*You may add up to a 4-day class package along with this class choice.*

#### Evening Ethics Seminar (Class 415E or 515E) ONE-HOUR/TWO SESSIONS

☐ 415E (Wednesday) \$45 = \_\_\_\_\_

☐ 515E (Thursday) \$45 = \_\_\_\_\_

*You may add up to a 5-day class package along with this seminar choice.*

### Expo, Meetings and Events:

**Exhibits Only By July 11 After July 11**

☐ Member (EXH) FREE \$25 = \_\_\_\_\_

☐ Non-Member (EXH) \$30 \$45 = \_\_\_\_\_

☐ Spouse/Guest (EXG) \$15 \$20 = \_\_\_\_\_

☐ Ages 6-15 (CHD) \$10 \$15 = \_\_\_\_\_

**Kick-Off Party** No. Attending = \_\_\_\_\_

**Total for Lab Fees** = \_\_\_\_\_

**Total for PRP Fees** = \_\_\_\_\_

**Total Amount (ALL Sections) \$** \_\_\_\_\_

*Payable in U.S. Funds Only, and Payment Required for Complete Registration! There is a 3% surcharge on all credit card payments.*

### Form of Payment:

☐ Check Number \_\_\_\_\_

Charge: ☐ Mastercard ☐ Visa ☐ Discover ☐ American Express

Card Account Number \_\_\_\_\_

Card Expiration Date \_\_\_\_\_ CVV \_\_\_\_\_

Print Name on Card \_\_\_\_\_

Credit Card Billing ZIP Code \_\_\_\_\_

Email Address \_\_\_\_\_

Signature \_\_\_\_\_



# CLASS AND SEMINAR REGISTRATION FORM

Date	First Choice (indicate class number)	Second Choice (indicate class number)	Third Choice (indicate class number)
Sunday, August 3	_____	_____	_____
Monday, August 4	_____	_____	_____
Tuesday, August 5	_____	_____	_____
Wednesday, August 6	_____	_____	_____
Thursday, August 7	_____	_____	_____

Please choose alternate classes in case your first choice is not available.

## PRP and STPRP

### PRP Class Elective Test

All Optional PRP Class tests are \$40. Mark the appropriate class PRP lab fee to the right on this page. These PRP elective tests will be taken before the class day ends at 5:00 pm.

### PRP Evaluation

PRP/STPRP testing will be held August 6, 6:00 p.m. - 10:00 p.m. Choose your tests on Form 3.

By July 11 After July 11

### CRL Level testing is L-00 Mandatory and 2 electives

<input type="checkbox"/> Member	\$150	N/A	= _____
<input type="checkbox"/> Non-Member	\$220	N/A	= _____

### CAL, CEL, CLL and L-00 Retake

<input type="checkbox"/> Member	\$150	N/A	= _____
<input type="checkbox"/> Non-Member	\$220	N/A	= _____

### CMAL Level Test - Must already be a CAL

<input type="checkbox"/> Member	\$150	N/A	= _____
<input type="checkbox"/> Non-Member	\$315	N/A	= _____

### CRL Electives, CPL, CML and Individual Electives

<input type="checkbox"/> CRL Level, if passed L00, may take up to 5 electives			
Member \$150	Non-Member \$315		= _____

<input type="checkbox"/> CPL Level, up to 12 Electives			
Member \$150	Non-Member \$315		= _____

<input type="checkbox"/> CML Level, up to 9 Electives			
Member \$150	Non-Member \$315		= _____

<input type="checkbox"/> Individual Electives			
Member \$40	Non-Member \$40		= _____

### ST/PRP Evaluation, CPS

<input type="checkbox"/> ALOA/SAVTA Member	\$100	N/A	= _____
<input type="checkbox"/> Non-Member	\$250	N/A	= _____

### ST/PRP Evaluation, CMST

Must be a CPS to take the CMST

<input type="checkbox"/> ALOA/SAVTA Member	\$150	N/A	= _____
<input type="checkbox"/> Non-Member	\$300	N/A	= _____

### CFL Evaluation

<input type="checkbox"/> First Exam	\$150	N/A	= _____
-------------------------------------	-------	-----	---------

(IAIL members only) Subject No. 1: ☐ General Forensic

☐ Automotive ☐ Safe & Vault or ☐ Architectural Hardware

<input type="checkbox"/> Second Exam	\$75	N/A	= _____
--------------------------------------	------	-----	---------

Subject No. 2: ☐ General Forensic ☐ Automotive

☐ Safe & Vault or ☐ Architectural Hardware

(You may take up to 2 (two) CFL exams. Prerequisites apply.

ONLY IAIL MEMBERS may take the exam, and there are requirements that need to be achieved before a CFL may be issued. For more information about CFL prerequisites and the IAIL, go to the IAIL website here: [www.aloa.org/iail/index.html](http://www.aloa.org/iail/index.html). CFL Exam choices are General Forensic, Automotive, Safe & Vault and Architecture & Hardware.)

## Fees and Materials (R) Required (O) Optional (P) PRP Test

<input type="checkbox"/> 101	R	\$150	= _____
<input type="checkbox"/> 101	O	\$100	= _____
<input type="checkbox"/> 101	P	\$40 (AFL or CLL exam)	= _____
<input type="checkbox"/> 104	R	\$250	= _____
<input type="checkbox"/> 106	P	\$40 (L-03 PRP)	= _____
<input type="checkbox"/> 110	P	\$40 (L-40)	= _____
<input type="checkbox"/> 111	P	\$40 (L-24 PRP)	= _____
<input type="checkbox"/> 113	R	\$150	= _____
<input type="checkbox"/> 202	P	\$40 (L-05 PRP)	= _____
<input type="checkbox"/> 205	R	\$60	= _____
<input type="checkbox"/> 205	P	\$40 (L-38 PRP)	= _____
<input type="checkbox"/> 206	P	\$40 (L-04 PRP)	= _____
<input type="checkbox"/> 207	P	\$40 (L-24 PRP)	= _____
<input type="checkbox"/> 208	R	\$285	= _____
<input type="checkbox"/> 210	P	\$40 (L-33 PRP)	= _____
<input type="checkbox"/> 302	P	\$40 (L-16 PRP)	= _____
<input type="checkbox"/> 304	R	\$250	= _____
<input type="checkbox"/> 305	P	\$40 (L-30 PRP)	= _____
<input type="checkbox"/> 307	P	\$40 (L-40 PRP)	= _____
<input type="checkbox"/> 311	P	\$40 (L-24 PRP)	= _____
<input type="checkbox"/> 405	R	\$20	= _____
<input type="checkbox"/> 406	O	\$36	= _____
<input type="checkbox"/> 406	P	\$40 (L-07 PRP)	= _____
<input type="checkbox"/> 407	P	\$40 (L-33 PRP)	= _____
<input type="checkbox"/> 410	R	\$140	= _____
<input type="checkbox"/> 505	P	\$40 (L-31 PRP)	= _____
<input type="checkbox"/> 509	R	\$60	= _____
<input type="checkbox"/> 509	P	\$40 (L-08 PRP)	= _____





## PROFICIENCY REGISTRATION PROGRAM

**WEDNESDAY, AUGUST 6**  
**6:00 P.M. - 10:00 P.M.**

Proof of the PRP/STPRP certification assures your customer that he/she is dealing with a professional who has the education and technical competence to provide safe and efficient service. These certifications separate you from those who claim to be professionals but do not have your knowledge or training. If you plan to participate in the PRP/STPRP, include the proper fee on the convention registration form, complete this PRP/STPRP registration form and submit it along with your convention registration form.

**Must register for testing before July 11, 2025. Submit test options on the right with your registration. Make sure to include the pricing fee that matches your PRP Testing choices on page 54.**

**NOTE: PRP Elective tests can only be taken once during convention. For example, you cannot take an Optional Class PRP class test and also take the same test at the PRP/STPRP Test Sitting August 6 evening).**

**IMPORTANT: PHOTO ID REQUIRED FOR ADMITTANCE TO EXAM ROOM.**

**WARNING:**  
This PRP registration must be received at ALOA by July 11, 2025.

### Evaluation ALOA 2025 Convention:

#### Level testing for:

☐ CRL ☐ CPL ☐ CML ☐ CPS ☐ CMST ☐ CLL ☐ CEL ☐ CAL ☐ CMAL ☐ CFL - Type: \_\_\_\_\_

In the listings below, place a check mark to the left of your choices. Below are descriptions of each level and its requirements.

**CRL Level:** L-00 + two (2) Electives. Choose the mandatory and two (2) Electives. Because of the time required this cannot be taken with any other selection.

**CPL Level:** CRL + twelve (12) Electives. Once you have attained CRL level, you may choose any twelve (12) electives to pass in order to attain your CML. Do not choose any Electives you have previously passed.

**CML Level:** CPL + nine (9) Electives. Once you have attained CPL level, you may choose any nine (9) Electives. Do not choose any Electives passed previously for CRL or CPL.

**Re-Take CRL Level:** If you did not pass the L-00 mandatory, you must choose the mandatory before you can take more than 2 electives. You may also take one (1) or two (2) Electives if you did not pass one (1) or two (2) Electives, but you may not take extras. If you have passed the L-00 Mandatory, you may choose up to 5 individual electives in order to gain the CRL.

**CPS Level (S-00):** Because of the time required this cannot be taken with any other selection.

**CMST Level (S-01):** The first level (S-00) of the STPRP (CPS) must be passed before taking the second level (S-01) of the STPRP. Because of the time required this cannot be taken with any other selection.

**CLL Level:** Certified Licensed Locksmiths. Part of certain states' licensing requirements.

**CEL Level:** Certified Electronics Locksmiths. Because of the time required, this cannot be taken with any other selection.

**CAL Level:** CAL (A-00) Because of time required this cannot be taken with any other selection.

**CMAL Level:** (A-01) Once you have attained your CAL, you can test for the CMAL. Because of the time required this cannot be taken with any other selection.

**CFL Level:** ONLY IAIL MEMBERS may take the exam and there are requirements that need to be achieved before a CFL may be issued. For more information about CFL prerequisites and the IAIL, go to the IAIL website here: [www.aloa.org/iail/index.html](http://www.aloa.org/iail/index.html). CFL Exam choices are General Forensic, Automotive, Safe & Vault and Architecture & Hardware. You may choose up to 2 (two) CFL Exams.

**Note: Application will be returned if choices are not indicated.**

#### Select/CAT#/Elective Name

- ☐ L-00: Mandatory Categories
- ☐ L-03: Domestic Auto
- ☐ L-04: Foreign Auto
- ☐ L-05: Door Closers
- ☐ L-07: Life Safety Codes
- ☐ L-08: High Security Cylinder Servicing
- ☐ L-11: Special Applications Cylinder Servicing
- ☐ L-13: Basic Electricity
- ☐ L-16: Exit Hardware & Alarms
- ☐ L-20: Keyless Mechanical Locks
- ☐ L-21: Lever Locks, Other Than Safe Deposit
- ☐ L-22: Motorcycle Locks
- ☐ L-24: Safe Combination Locks
- ☐ L-25: Safe Deposit Locks
- ☐ L-26: Time Locks
- ☐ L-28: Lockset Installation
- ☐ L-30: Basic Master Keying
- ☐ L-31: Advanced Master Keying
- ☐ L-32: Safe Installation
- ☐ L-33: Safe Opening And Servicing
- ☐ L-34: Vault Installation And Service
- ☐ L-38: Small Format Interchangeable Core
- ☐ L-39: Large Format Interchangeable Core
- ☐ L-40: Electro-Mechanical Access Control

- ☐ L-41: Door-Related Hardware
- ☐ L-42: Alarms
- ☐ L-43: Detention Locks
- ☐ L-44: Closed Circuit Television
- ☐ L-46: Networking

#### Automotive Exams

- ☐ A-00: Certified Automotive Locksmith
- ☐ A-01: Certified Master Automotive Locksmith

#### Electronics Exams

- ☐ CEL: Certified Electronics Locksmith

#### STPRP Exams

- ☐ S-00: Certified Professional Safe Tech
- ☐ S-01: Certified Master Safe Tech

#### CFL Exams

You may choose up to 2 (two) CFL Exams.

Prerequisites apply.

- ☐ CFL - General Forensic
- ☐ CFL - Automotive
- ☐ CFL - Architecture & Hardware
- ☐ CFL - Safe & Vault

#### CLL Exams

- ☐ Louisiana
- ☐ Alabama




# ALOA 2025

## Your Key to Connections

**Hilton Orlando**  
ORLANDO, FLORIDA

**Classes**  
AUGUST 3-7, 2025

**Security Expo**  
AUGUST 8-9, 2025



**ALOA Security Professionals  
Association, Inc.**

Headquarters Office • 1408 N. Riverfront Blvd #303  
Dallas, Texas 75207  
(214) 819-9733 • Fax (469) 453-5241  
[www.ALOA.org](http://www.ALOA.org)